

Alumil
Building excellence every day

BAU

2025
Booth Guide

**INNOVATIVE ARCHITECTURAL
ALUMINIUM SYSTEMS**

WELCOME

to our Booth

We are excited to welcome you to our **BAU 2025 Exhibition Booth!** At ALUMIL, we are committed to revolutionizing the aluminium industry with our cutting-edge architectural aluminium systems. Our mission is to improve the quality of people's lives by creating products that stand out for their high performance and incomparable design.

Innovation is at the heart of everything we do. Our diverse product portfolio includes state-of-the-art aluminium systems designed for maximum energy efficiency, safety, and functionality. Each solution we provide embodies our constant pursuit of excellence, meeting the demands of the modern built environment.

To achieve all of this, we not only rely on our extensive expertise and manufacturing prowess but also strive to operate in alignment with the core principles of sustainable development and circular economy. We embrace the responsibility of producing innovative products, minimizing our environmental impact at every stage while maintaining the highest quality standards.

Explore our booth and immerse yourself in the elegance of ALUMIL systems, which incorporate our high level of know-how and - most importantly - reflect our unwavering passion.

BAU

January 13 - 17, 2025, Munich
World's Leading Trade Fair for
Architecture, Materials, Systems

FIND US @

📍 Hall **B1** | Booth **338**



alumil
Building excellence every day

Hall B1 | Booth 338



Alumil

EXHIBITS

# 01	SUPREME S650 ECLIPSE	02
# 02	SUPREME SD 100 PIVOT	04
# 03	SUPREME S650 SLIDEAIR	06
# 04	SUPREME S700 SLIDEAIR	08
# 05	SUPREME SD 115 PIVOT	10
# 06	SUPREME SF85 URBAN	12
# 07	SUPREME S650 e-MOTION	14
# 08	SUPREME S500 SLIDEAIR	16
# 09	SMARTIA S77 PHOS	18
# 10	SMARTIA M450	20
# 11	SMARTIA S67 URBAN	22
# 12	SMARTIA S77 ALUWOOD	24
# 13	SMARTIA BARCODE ROTATING LOUVERS	26
# 14	SMARTIA BARCODE CLADDING	28
# 15	SMARTIA DECO SHADING	30

OUTDOOR SOLUTIONS 32

ALUMIL CONNECT 34

LOOP 80 36

INTERNATIONAL PROJECTS DEPARTMENT 38


➤ SUPREME
S650 ECLIPSE



Curved and daring

01

TYPOLGY
Fixed | Sash | Fixed



CURVED DESIGN
Distinctive aesthetics through curved profiles

ULTRA-TALL SASHES
5-meter-high sashes redefine architectural standards for sliding doors

MINIMAL DESIGN
Only 25 mm visible face width with concealed profiles

UNIFIED SPACE
Floor continuity between the interior and exterior environment

USER-FRIENDLY HANDLE
Slim handle with easy operation for the locking of the sash

ROBUSTNESS
Built to handle a maximum weight of up to 1000 Kg

EXCEPTIONAL PERFORMANCE
Remarkable behavior in terms of thermal insulation, sound reduction & burglar resistance



LIKE




➤ SUPREME
SD100 PIVOT



Pivot on inspiration

02

TYPOLGY
Double sash



SLIM SIGHTLINES

Minimalistic design with 65mm slim sightlines for a refined aesthetic

CONCEALED TOP FRAME

Empowering the total minimal look of the Entrance Door through the concealed top frame

PIVOT MECHANISM

Adjustable pivot mechanism that allows big, heavy-weight doors up to 700kg per sash

"BARCODE" STYLE

The addition of barcode profiles elevates the system's overall aesthetics

ENHANCED SECURITY

Flexible security options with manual or electromagnetic automatic locking.

SOPHISTICATED DESIGNS

Multi-sash pivot designs allow seamless connections between indoor and outdoor spaces.



■ LIKE

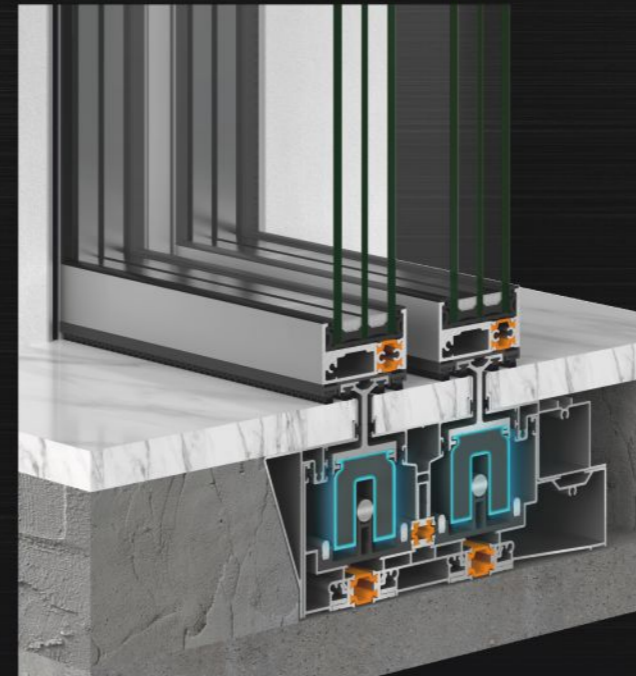
SlideAir™
technology

➤ SUPREME
S650 ECLIPSE

03

TYPOLGY
Double sash

Alumil



GRAVITY-DEFYING
Innovative magnetic levitation technology

POWER FREE
There is no need for a power supply, and it is certified for use in highly corrosive environments.

ARCHITECTURAL STANDARDS REDEFINED
5-meter-high sashes for sliding doors

MINIMAL DESIGN
Only 25 mm visible face width at the interlocking profile

UNIFIED SPACE
Floor continuity between the interior and exterior environment

MODERN AESTHETICS HANDLE
Full-height handle with integrated lock for modern aesthetics and robustness



Pioneering perfection



SlideAir™
technology


➤ SUPREME
S700 ECLIPSE



Finesse that magnetizes

04

TYPOLGY
Double sash



MAGNET MAGIC

Groundbreaking design of the heavy-duty lift & slide doors combined with magnetic technology

GRAVITY-DEFYING

Innovative magnetic levitation technology for effortless operation of the sash.

ULTRA-TALL, MINIMAL SASHES

5-meter-high sashes with robust yet minimal, narrow interlocking profile of only 47 mm

UNIFIED SPACE

Floor continuity between the interior and exterior environment

EXCEPTIONAL PERFORMANCE

Remarkable behavior in terms of thermal insulation, sound reduction & burglar resistance



■ LIKE



➤ SUPREME
SD1 15 PIVOT



Entrance to innovation

05

TYPOLGY
Fixed | Sash | Fixed



DISTINCTIVE AESTHETICS

The curved profile design offers a distinctive and unique aesthetic

ULTRA-TALL SASHES

Sashes up to 5 meters in height set new architectural standards for Pivot Entrance Doors

"BARCODE" STYLE

A seamless "Total Barcode" look on both sides delivers a sleek visual appeal overall

LED LIGHTING

Led strips are seamlessly integrated into Barcode profiles

ELECTROMAGNETIC LOCKING MECHANISM

Secure locking, operated via smart devices, with automation features like a fingerprint scanner for enhanced access control

ADJUSTABLE PIVOT MECHANISM

A robust mechanism that supports up to 500kg/sash



LIKE



➤ SUPREME
SF85 URBAN



Bi-Folding excellence

06

TYOLOGY
2 + 2 vents



STEEL-LOOK (URBAN VERSION)

Stylish urban design with steel-look sash option & 86mm sightlines

SLIM SIGHTLINES (SLIM VERSION)

Minimal 86mm aluminium face width for a clean, unobstructed view

FRAMELESS AESTHETICS (STRUCTURAL VERSION)

Semi-structural sash for eye-captivating style (27mm)

WIDE SPANS

Extreme large spans, i.e. 4m height, 1.5m width, and 200Kg per sash

EXCEPTIONAL PERFORMANCE

Remarkable behavior in terms of air permeability, watertightness, wind load resistance and thermal insulation (from 1.0 W/m²K)

HIGH BURGLAR PROTECTION

The system provides top-tier security with superior levels of burglar resistance.



■ LIKE



➤ SUPREME
S650 e-MOTION




Elegance meets automation

07

TYPOLOGY
Comer | Double sash

Alumil



EFFORTLESS AUTOMATION

Easily automated motion of the sashes via remote control

UNINTERRUPTED CORNERS

Narrow meeting point of the corner sashes, with a mullion-free open position

MINIMAL DESIGN

Only 25 mm visible face width at the interlocking profile

UNOBSTRUCTED VIEW


Recessed profiles flush to the wall for maximum visibility

UNIFIED SPACE

Floor continuity between the interior and exterior environment

EXCEPTIONAL PERFORMANCE

Remarkable behavior in terms of thermal insulation, sound reduction & burglar resistance



■ LIKE



SlideAir™
technology

➤ SUPREME
S500 ECLIPSE



The art of luxury living

08

TYPOLGY
Double sash



GRAVITY-DEFYING
Innovative magnetic levitation technology

POWER FREE
There is no need for a power supply, and it is certified for use in highly corrosive environments

MINIMAL DESIGN
Only 25 mm visible face width at the interlocking profile

CONCEALED SURFACES
Recessed profiles with all tracks covered by the ceiling, floor, and walls for a unified appearance

MODERN AESTHETICS HANDLE
Full-height handle with integrated lock for modern aesthetics and robustness



■ LIKE



➤ SMARTIA
S77 PHOS



Sense of freedom

09

TYPOLGY
Double sash



HIDDEN SASH DESIGN

Advanced and modern design that hides sash into the frame

MAXIMIZED LIGHT

67mm visible aluminium width and 69mm narrow central mullion for enhanced light and modern aesthetics

MODERN HANDLE


Elegant metal rosette handle at the center

LOW THRESHOLD

Combines sleek aesthetics with high thermal insulation for comfort and energy efficiency

CONCEALED HINGES

Total minimal look for a seamless, sophisticated design



LIKE



▶ SMARTIA
M450



Maximum view with limitless solutions

10

TYOLOGY
Double sash

Alumil



INNOVATIVE SLIDING SYSTEM

Advanced system for minimal lift & slide and regular sliding doors

MINIMAL DESIGN

Only 25 mm visible face width at the interlocking profile

HIGH THERMAL INSULATION

Delivers high thermal insulation performance for energy-efficient contemporary residences

FLAT DESIGN

The less visible depth of the frames, combined with the flat design, provides modern aesthetics.

LOW FRAME OPTION

Alternative solution of low frame for easy and safe access.



LIKE



➤ SMARTIA
S67 URBAN



The beauty of steel look

11

TYPOLGY
Double sash



INDUSTRIAL AESTHETICS

The pronounced protrusions of the profiles, both inside and out, create a bold, industrial aesthetic

MAXIMIZED LIGHT

The minimal aluminium face width of 85mm enhances natural lighting, optimizing the view

STEEL LOOK

Grid patterns and divided panes achieve a stylish steel look, offering limitless design flexibility

LOW THRESHOLD

A 14mm low threshold ensures a smooth, seamless transition between indoors and outdoors, enhancing accessibility

CONCEALED HINGES

Concealed hinges, along with a minimal handle, significantly upgrade the system's aesthetics and functionality



LIKE



▶ SMARTIA
S77 ALUWOOD



Embracing the warmth of wood

12

TYPOLGY
Double sash



WOODEN FINISH

The wooden internal profile brings warmth and elegance, enhancing the indoor décor

WOOD-ALUMINIUM BALANCE

The aesthetics and insulation of wood meet the durability, low maintenance, and sleek look of aluminium

ADVANCED ENERGY EFFICIENCY

Excellent energy efficiency thanks to the ideal combination of wood and aluminium

VARIETY OF OPTIONS

A wide range of wood and aluminium finishes offers extensive customization

CONCEALED HINGES

Improved aesthetic appeal and functionality with the use of concealed hinges



LIKE



SMARTIA
BARCODE



Reimagining shade and aesthetics

13

PRODUCT
Rotating Barcode louvers



"BARCODE" STYLE

Barcode design louver (320mm) for modern architectural elegance

MAXIMIZED LIGHT CONTROL

80% open visual field when it is open, providing effective shading and privacy when it is closed

ROBUST MECHANISM

Special mechanism applicable also for large aluminium and Woodalux® louvers (50x300mm)

PLACEMENT VERSATILITY

Flexible option for horizontal or vertical installation

ADAPTABLE DESIGN

Holistic Barcode style for wall cladding, bioclimatic pergolas, fences, carports, and more



LIKE




SMARTIA
BARCODE



Redefining wall design

14

PRODUCT
Barcode wall cladding



HOLISTIC APPROACH

Holistic design approach with numerous applications for interior and exterior cladding, gates, fences, pergolas, carports, etc.

DURABILITY

Durable profiles combined with Woodalux®, LED lighting, and perforation

ADJUSTABLE SUBFRAME SYSTEM

Applicable on thermal insulation, up to 250mm thick

INSTALLATION EFFICIENCY

Aluminium brackets with clips for fast installation and reduced heat loss

WATER SEALING

Efficient water sealing for seamless integration of windows, doors, and facades



LIKE



SMARTIA
DECO SHADING



Multiple options, bespoke design

15

PRODUCT
Decorative aluminium beams

Alumil



SMART PROFILE DESIGN

Innovative profile design for firmly fixed linear & corner structures

RECTANGULAR PROFILES

Wide range of rectangular profiles in various dimensions

VERSATILE APPLICATIONS

Ideal for decorative sun-shading constructions

LED LIGHTING

Optional integration of LED lighting for enhanced designs

INTEGRATION

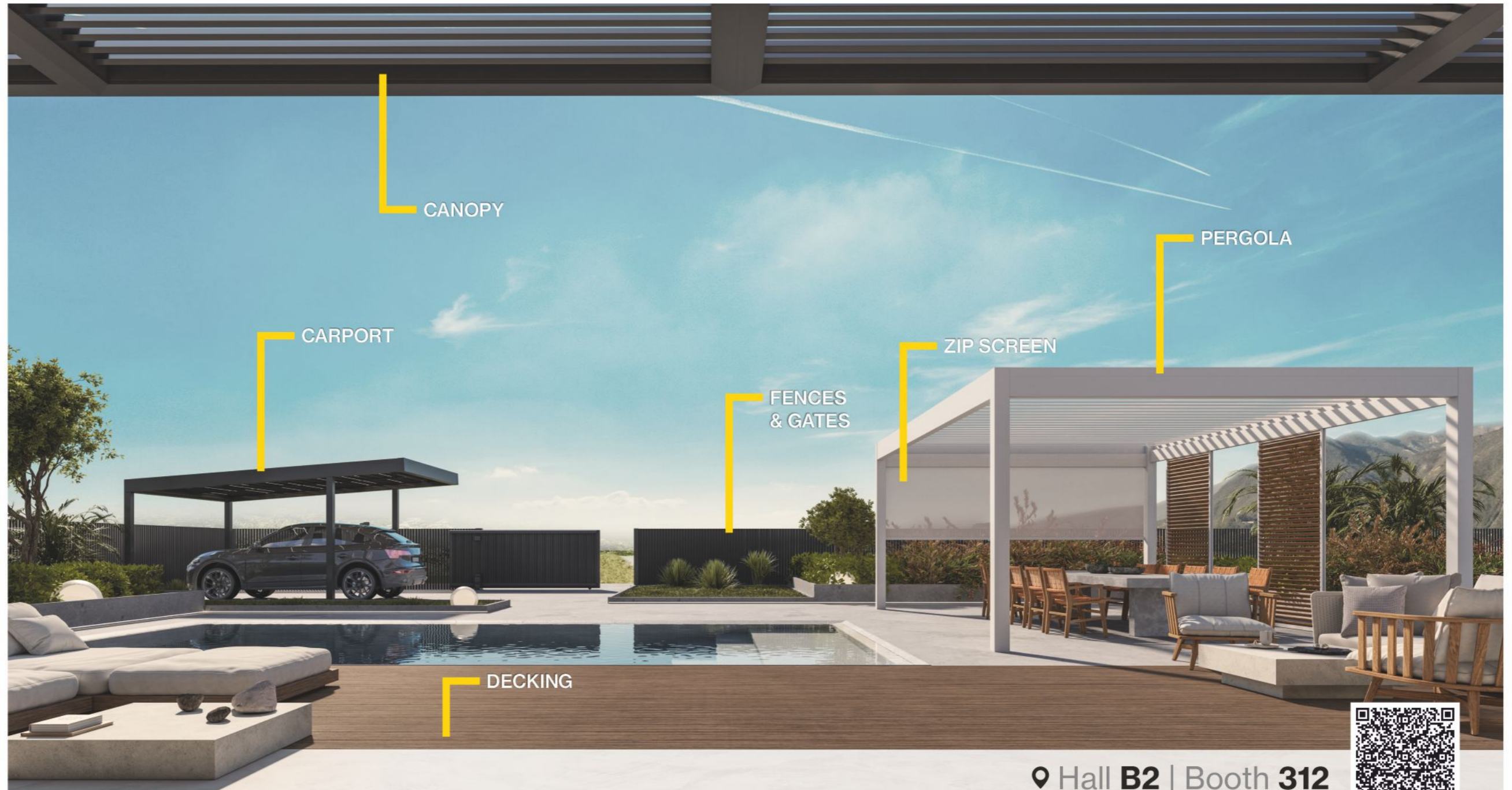
Harmonically combined with our curtain wall systems (50mm).



LIKE

Great Living Moments

Discover our outdoor solutions at



📍 Hall **B2** | Booth **312**





At ALUMIL, we are committed to upgrading the work of our partners with an advanced **digital services ecosystems**.

Designed to facilitate the daily work of aluminium fabricators, our **suite of online tools** enhances efficiency and contributes to a high-quality result. By combining innovation with practicality, we help our partners, and together, we shape a future that is defined by excellence in every project.

Innovation through Digital Transformation

Alumil **Connect** app

An essential tool for every aluminium fabricator!

ALUMIL Connect App is the central library of knowledge regarding the company's products. Within the application, our partners can find:

- Detailed information on profiles' components and systems' technical characteristics.
- Latest versions of the technical catalogs (PRE-Qs).
- Systems' fabrication manuals.
- Educational presentations and product videos.
- Systems' certificates of performance.
- Brochures and promotional material.
- Corporate presentations.
- CAD & BIM files.
- Drawings of profiles and accessories.

Alumil **Build**

Step into the advanced digital world of ALUMIL Build

Our online software for materials and cost calculation related to aluminum windows fabrication is developed to streamline our partners' workflow and enhance their productivity. By simply entering key details, our partners get a complete overview of their construction and the offer they will provide to the customer. A fabricator enters the project data, including:

- series and typology of the aluminium system
- their profile and color
- glazing thickness
- mechanism materials

Adjusting the additional costs, labor hours, profit margins, and discounts is also possible. The fabricators can use features like Cutting Optimization and a detailed Material Report to generate the final Offer, which can be sent directly to the customer. Best of all, ALUMIL Build is completely free!

My **Alumil**

The one-stop shop for every new project!

Our top B2B e-shop for aluminum fabricators offers everything our partners need. From profile and accessory codes to stock availability, it ensures a smooth and secure ordering process.

At **My ALUMIL**, fabricators can easily monitor their order history and status anytime. Their accounts also provide access to important announcements and the latest technical updates.

The platform's value lies in being the best ordering tool for every ALUMIL partner. A digital connection point that serves as a daily reference for all.

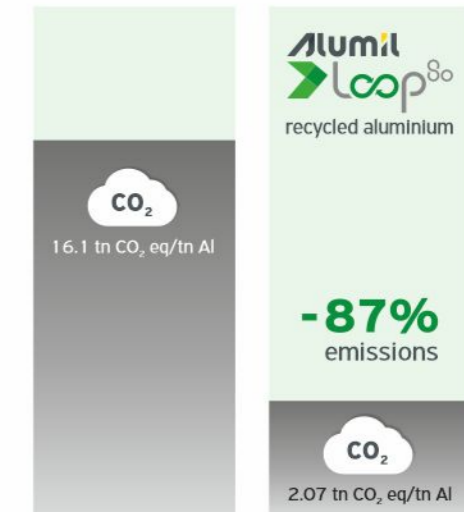
recycled aluminium



Minimizing our emissions by using 80% recycled aluminium

After introducing Loop 60 and achieving 60% recycled aluminium in our profiles, we successfully launched Loop 80! By increasing our recycled content from 60% to 80%, we're taking a step toward further reducing our environmental impact.

This shift brings significant savings in energy and raw materials by reusing aluminium and minimizing the need for bauxite mining. With Loop 80, we are proud to reduce CO₂ emissions by 87% compared to the global carbon footprint of primary aluminium production, reinforcing our commitment to a more sustainable future.



We make the difference



International Projects Department

Our International Projects Department consists of a large team that includes engineers, designers, consultants, estimators, project managers & planners, and quality assurance consultants.

We bring your vision to life. From crafting customized solutions to selecting the ideal aluminium systems, we handle every detail. We oversee logistics and ensure installations meet international standards. No matter where your project is, we guarantee flawless execution and a successful outcome.

Let's create something remarkable.

Together.



Your trusted partner across the world



**GLOBAL HEADQUARTERS
& SHOWROOM**

GOGOUSI 8, EFKARPIA
THESSALONIKI - GR 564 29
TEL.: +30 2313 011000
E-MAIL: info@alumil.com

INDUSTRIAL COMPLEX

KILKIS INDUSTRIAL AREA
KILKIS - GR 61100
TEL.: +30 23410 79300
E-MAIL: info@alumil.com

alumil.com

